

At the first and second maintenance jobs,
then every 15 000 km/10 000 miles

All types

Type of oil Automatic transmission fluid

For 2-planetary gear transmissions (except converter transmission) approved oils	Type A, Suffix A see: Operative Materials	Page 236.2
--	--	------------

For 3-planetary gear transmissions and all converter transmissions approved oils	Type B, Dexron B see: Operative Materials	Page 236.4
--	--	------------

For survey of transmission versions refer to item 170

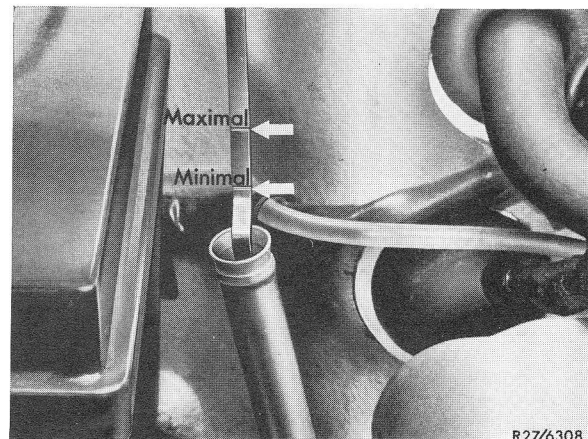

Special tool


Filling funnel	111 589 04 63 00
----------------	------------------

Note

Too little or too much fluid will impair the proper functioning of the transmission. Therefore, check the fluid level regularly with the transmission oil dipstick accessible from the engine compartment. During this check, place the vehicle on level ground and ensure that the transmission is warm (approx. 80°C transmission fluid temperature).

- Apply parking brake.
- Move selector lever into the "P" position.
- Run engine.
- Remove oil dipstick (6) and wipe off with a non-fibrous rag (preferably leather), for measuring, fully insert dipstick, remove again and read fluid level.
- With correct fluid level and warm transmission, the reading should be on the maximum marking.





- Add additional oil through a fine-mesh funnel into guide tube of dipstick with the engine running.

Note: The following can be used as a rough guide: the distance between the maximum and minimum dipstick markings corresponds to approx. 0.3 lits. of transmission fluid.