

Every 15 000 km (10 000 miles)


USA-version
Model year 1972 Engine M 100

Test equipment

Inspection lamp

- Connect inspection lamp to gulp valve (20).
- Drive vehicle on dynamometer or road in 3rd or 4th gear at operating temperature.
- Release accelerator pedal and permit vehicle to coast. Inspection lamp should light up at speeds above approx. 24 km/h (15 miles) in 3rd and 4th gear.
- The mechanical function of the gulp valve can be checked on dynamometer at the same time.

For this purpose, pull air line from air filter to gulp valve off at gulp valve. At a speed of approx. 24 km/h (15 miles) in 3rd and 4th gear during coasting the gulp valve should be under the influence of a suction effect.




USA-version

Every 15 000 km (10 000 miles)

Model year 1972 **Engine M 115 130.923**Model year 1973 **Engine M 110 115**Model year 1974 **Engine M 115****Engine M 110** Federal Emission Control System**Test equipment**

Revolution counter



M 110


The following checks are to be performed with engine at operating temperature:

Test

Increase engine speed to approx. 2 500 rpm and release throttle slowly. At the same time, observe vacuum governor on the carburetor.

Result

The vacuum governor should pop out above 2 000 rpm and should return below 1 800 rpm.



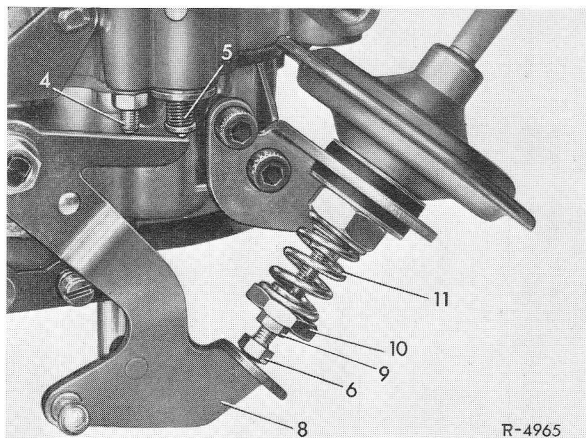
M 115

In addition for engine M 110 with federal emission control system, model year 1974:**Test**

Unplug 100°C (212°F) temperature switch (8) and connect to ground. Increase engine speed above 2000 rpm. Observe vacuum governor.

Result

The vacuum governor should not pop out.



M 130.923

Every 15 000 km / 10 000 miles

USA version model year 1972


Engine M 130,980

Test equipment

Revolution counter, inspection lamp

1. Check overrunning conditions with gulp valve (20)

- Connect revolution counter to ignition system and inspection lamp to gulp valve (20).
- Drive vehicle on dynamometer or road in driving position "S" or "D".
- Then release accelerator pedal and allow vehicle to coast. The inspection lamp should light up during coasting in 1st, 2nd and 3rd gear at engine speeds above 2900/min and always in 4th gear.
- The function of the gulp valve can be checked on the dynamometer at the same time. For this purpose, pull off air line from air filter to gulp valve. Under the above conditions, the gulp valve should be under the influence of a suction effect.



2. Overrunning conditions by lifting regulating linkage

- Connect inspection lamp to solenoid (12).

Caution! The test should be made with the driving position engaged, which also requires actuating the service brake in addition to the parking brake.

- Run engine at idling speed. Shift to driving position "S" or "D". Inspection lamp should light up.
- **Disengage driving position immediately following this test.**

