

Note


If the exterior rear view mirror has become offset on its own, the screw on the adjusting mechanism must be tightened accordingly.



Removal


Mirror glass

- 1 Pry glass out of ball socket with a plastic wedge and pull it out to one side.




Entire mirror

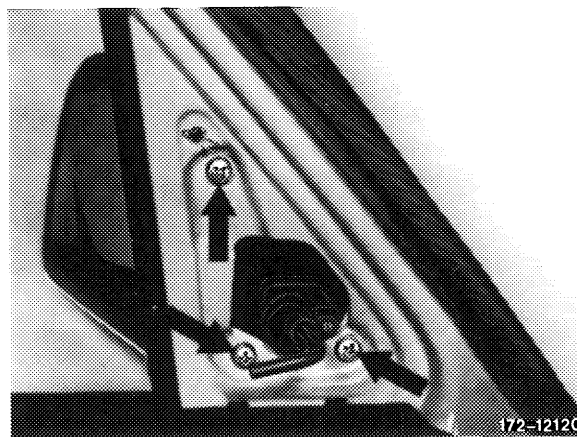
- 2 Pry plastic lock off of grip with a small screwdriver.



3 Pry cover off of door frame.



4 Unscrew screws and remove mirror.



Installation

5 Install in reverse sequence.