

Retighten cylinder head bolts

752

Revision: Engines 116 and 117 removed.
For these engines only cylinder head gaskets
are available which do no longer require retightening.


Engines 100.980/981

Tightening torques with the engine at operating temperature

	Nm	(kpm)
M 12—bolts	90	(9)
M 8—bolts	25	(2.5)

Special tools

Allen wrench socket 10 mm,
140 mm long, 1/2" square



000 589 05 07 00

Allen wrench 6 mm,
440 mm long



116 589 03 07 00

Conventional tool

Allen wrench socket 10 mm, 52 mm long, 3/8" square


e.g. made by Stahlwille D-5300 Wuppertal no. 49

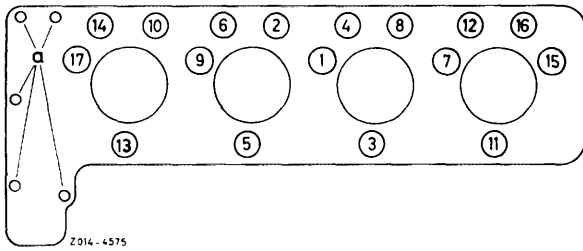
Note:

Let engine reach operating temperature.

Retightening


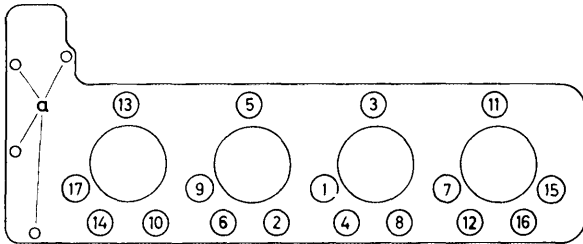
In order to reach the cylinder head bolts (see arrow) remove retaining bracket for cylinder head cover.






- Starting with 1, in the sequence shown in the diagram, loosen the bolts slightly and individually and retighten to the prescribed torque.

- Retighten the M 8-bolts „a“ (see diagram) with allen wrench.



R01/6616

Standard Allen wrench socket 10 mm



Allen wrench socket 000 589 05 07 00

Retighten cylinder head bolts

Revision: Engines 115, 615, 616 and 617 removed.
For these engines only cylinder head gaskets are available which do no longer require retightening.

Engines 114,130

Tightening torques with the engine at operating temperature

Engine		Nm	(kpm)
114	M 12-bolts	90	(9)
130	M 12-bolts	110	(11)
All	M 8-bolts	25	(2.5)

Special tools

Special wrench insert 10 mm,
140 mm long, 1/2" square



000 589 05 07 00

Special wrench 6 mm,
440 mm long




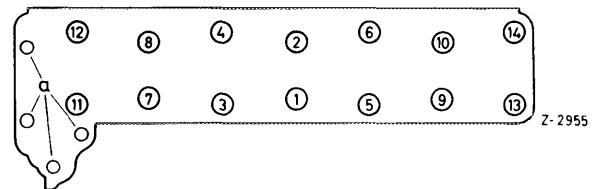
116 589 03 07 00

Note:

Let engine reach operating temperature.

Retightening

- Loosen slightly the cylinder head bolts **individually** in the sequence in the diagram, beginning with no. 1, and tighten to the prescribed torque.
- Tighten the M 8-bolts „a” (see tightening sequence diagram) using the hex. socket wrench.



Special wrench insert 000 589 05 07 00

