

Revision: Fig. for box filter revised.

Engines 615.912/913 616.916 617.910

Model 115

Clean fuel filter

- Drain fuel in filter housing.
- Remove filter element and blow out with compressed air from inside out, while keeping opposite end of filter element closed.
- Wash filter housing with clean Diesel fuel.
- Reinsert filter element.
- Renew sealing ring in filter cap.

- **Bleed**

- a) **Bleed fuel filter**

For this purpose, loosen bleed screw (2) or, on fuel filter without bleed screw, hollow screw (4).

On engines 615 and 616, release actuating knob of manually operated delivery pump.

Keep actuating manually operated delivery pump until fuel emerges free of bubbles at bleed screw (2) or hollow screw (4).

Tighten bleed screw (2) or hollow screw (4) and continue pumping with manually operated delivery pump until overflow valve on injection pump opens (buzzing noise).

- b) **Bleed injection pump**


- Injection pump with pneumatic governor**

- Loosen bleed screw on injection pump and keep pumping with hand pump until fuel emerges free of bubbles. Tighten bleed screw again.


- Injection pump with mechanical governor**

- Keep pumping hand pump until overflow valve on injection pump opens (audible buzzing noise).

- Keep engine running and check whether all connections are sealed.




2 Vent screw




4 Hollow screw

Engines 615.940/941 616.912 617.912 617.950



1 Fastening screw 2 Hollow screw



3 Filter element with housing 4 Gasket

Models 116, 123**Replace filter element with housing and bleed (fuel box filter)**

- Loosen fastening screw (1) and remove housing with filter element in downward direction.

- Mount new filter element with housing (3) and gasket (4).

- Bleed**

- Bleed fuel filter**

For this purpose, loosen hollow screw (3) and continue pumping with manually operated pump until fuel emerges free of bubbles. Tighten hollow screw again.

- Bleed injection pump**

Injection pump with pneumatic governor

For this purpose, loosen bleed screw on injection pump and also continue pumping with manually operated pump until fuel emerges free of bubbles. Tighten bleed screw again.

Injection pump with mechanical governor

Continue pumping with manually operated pump until overflow valve on injection pump opens (audible buzzing noise).

Keep engine running and check for leaks.